

3157-01 AC GROUNDING HiTESTER

Electronic Measuring Instrument



CE

CE certified low-resistance measurement compliant with major safety standards

Protective ground tester indispensable for standard certification

The 3157-01 AC GROUNDING HiTESTER is designed to measure whether the metal enclosure of an electrical equipment is connected to the ground terminal at sufficiently low resistance levels. It also can be used to evaluate the grounding conditions of large-scale electrical installations. Measurement is carried out by using a high current according to the specifications of the measurement object, and determining the voltage drop at the measurement point. Reference values are as set out in the various safety standards. The 3157-01 can carry out measurements in accordance with the stipulations of multiple standards.



ISO14001
JQA-E-90091



Low-resistance measurements in accordance with all major safety standards



Main applications

The 3157-01 passes a large AC current through the measurement object and measures the voltage drop according to the AC 4-terminal method, making it possible to measure very low resistance values.

- Protective grounding checks of medical and general electrical equipment
- Ground connection tracing of machine tools and wiring panels
- Safeguard and equal-potential connection checks of medical installations
- High-current behavior evaluation of connections

Major features

■ Compliant with a multitude of standards

The 3157-01 allows measurement as prescribed by most major safety standards. Using the 4-terminal method to measure the voltage drop for a high current, the unit offers evaluation features and a timer function to allow efficient standard compliance testing.

■ Constant-current testing (max. 31.0 A) with feedback control

The output current is controlled by a feedback loop to achieve stability, regardless of fluctuations in the load impedance.

■ Test data count function

For installations with many test points, the unit can automatically count the number of tests, to ensure that no points are missed.

■ Setting value store function

Up to 20 settings can be stored, allowing quick switching between the various setups for different standards and legal requirements.

■ [SOFT START] function

The unit checks whether the probe is connected to the measurement object, and raises the output current to the preset value when a connection is detected. This serves to prevent sparks caused by connecting a live probe to a measurement object, thereby guarding against equipment damage and ensuring operator safety.

■ Fluorescent tube display (VFD)

The display uses an easy to read fluorescent tube. Compared to conventional meters, the digital indication allows effortless reading of the data.

■ Light weight and compact dimensions

Whereas conventional testing equipment required a trolley for transport, the 3157-01 can be easily carried with one hand. Its small dimensions, light weight, and ease of maintenance make it ideal for use in the field.

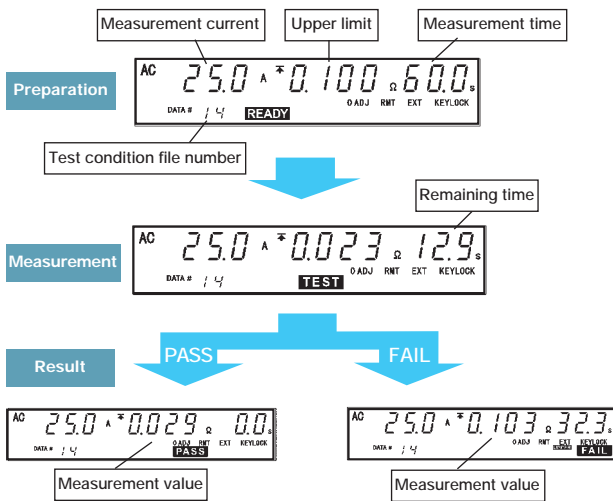
[320 (W) × 90 (H) × 263 (D) mm
12.6" (W) × 3.56" (H) × 10.40" (D)
7 kg(247.2 oz)]

Standards supported by the 3157-01

- **IEC60065**
Safety requirements for mains operated electronic and related apparatus for household and similar general use
- **IEC60204-1**
Electrical equipment of industrial machines -Part1,General requirements
- **IEC60335-1**
Safety of household and similar electrical appliances - Part 1, General requirements
- **IEC60601-1**
Medical electrical equipment -Part 1, General requirements for safety
- **IEC60950**
Safety of data processing equipment, including office equipment
- **IEC61010-1**
Safety requirements for measurement, control, and laboratory electrical equipment
- **UL standard**
Relevant standards
(UL 1012, UL 1270, UL 1409, UL 1419, UL 1437, UL 2601, etc.)

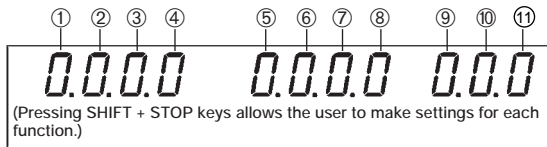
A multitude of functions in a compact body

Easy standard testing



* If hold is not enabled, unit reverts to READY condition after 1 second.

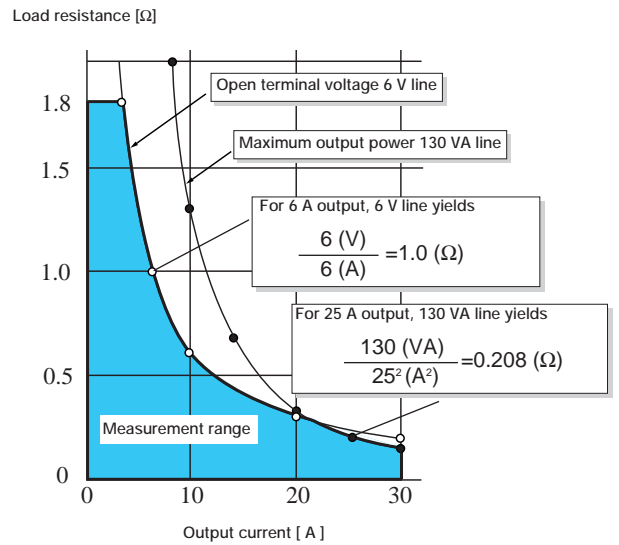
Versatile functions



- ① Output current frequency switching (0: 50 Hz / 1: 60 Hz)
- ② PASS/FAIL hold function setting
 Determines whether the condition is held after detecting PASS or FAIL.

	0	1	2	3
PASS	NO	YES	NO	YES
FAIL	YES	YES	NO	NO
- ③ Hold function setting (0: Hold disabled / 1: Hold enabled)
 Holds the condition of the unit after the preset test time has elapsed or after the STOP key is pressed.
- ④ Use test lower limit setting (0: No / 1: Yes)
 Disabling the setting allows only the upper limit to be set. Enabling the setting allows also the lower limit to be set.
- ⑤ Timer override (0: No / 1: Yes)
 Determines whether a test time can be set. If test time is not set, the test ends only when the STOP key is pressed or the result is FAIL.

Measurement range



- ⑥ Test data count function (0: Disable/1: Enable)
 Allows counting of test points for equipment with many test points.
- ⑦ Buzzer setting

	0	1	2	3
Evaluation	ON	OFF	OFF	ON
Error	ON	OFF	ON	OFF
- ⑧ Enable current control in test condition (0: No/1: Yes)
 Allows changing of the output current value while a test is in progress.
- ⑨ Momentary out
 Enabling this function allows the current to be output only when the START key is pressed.
 0: Disabled (trigger operation)
 1: Enabled (momentary out operation)
- ⑩ Test mode
 0: Soft start mode
 1: Normal mode
 2: Continuous test mode
- ⑪ Print function
 0: Not used
 1: Automatically print PASS/FAIL result
 2: Optionally print in PASS/FAIL hold condition

External I/O

The unit comes with I/O connectors as standard equipment. The connectors allow external START/STOP control, READY/TEST status checking, and PASS/FAIL result reading. Photocouplers are used to isolate the I/O signals from the internal circuitry.

External interface (option)

The 9518-02 GP-IB interface or 9593-02 RS-232C interface can be installed in the unit. This allows remote control from a computer as well as export of measurement data. The 9593-02 RS-232C interface also allows connection of the 9442 printer for producing a hard copy of measurement data.



- Printing method : Thermal serial dot printer
- Paper width : 112 mm
- Printing speed : 52.5 cps
- Power source : 9443 AC adapter, or supplied nickel-hydrate battery (Charged through 9443; printing capability approx. 3000 lines with full charge)

* To use the 9442 printer, an optional 9593-02 RS-232C interface, 9446 connection cable, and AC adapter are required.

■ 3157-01 Specifications

● Basic specifications

Basic functions : AC 4-terminal method resistance measurement

[Generator section]

Current generator principle : PWM constant current control
 Current setting range : 3.0 A - 31.0 A AC (0.1 A resolution), into 0.1Ω load range
 Accuracy : ± (1% of setting + 0.2 A) within maximum output power range
 Maximum output power : 130 VA (at output terminals) *
 * Subject to derating according to ambient temperature [80% at 40°C (104°F)]
 Open-terminal voltage : Max. 6 V AC
 Generator frequency : 50 Hz or 60 Hz sine wave (selectable)
 SOFT START function : Apply current only after checking load connection

[Monitor section]

Resistance measurement range : 0 - 1.800Ω (0.001Ω resolution)
 Accuracy : ± (2% rdg. + 4 dgt.) after zero-adjust
 Current monitoring range : 0 - 35.0 A AC (0.1 A resolution)
 Accuracy : ± (1% rdg. + 5 dgt.) (at 3 A or more)

Voltage monitor range : 0 - 6.00 V AC (single range 0.01 V resolution)
 Accuracy : ± (1% rdg. + 5 dgt.)
 Monitoring cycle : 0.5 s

[Timer section]

Setting ON : Counts down time after start until preset time
 Setting OFF : Shows elapsed time after start
 Setting range : 0.5 - 999 s
 Setting resolution : 0.1 s (0.5 - 99.9 s) / 1 s (100 - 999 s)
 Accuracy : ±50 ms (0.5 - 99.9 s) / ±0.5 s (100 - 999 s)

[Other functions]

Comparator function : PASS/FAIL evaluation using preset upper/lower limit
 Comparator result output : Internal buzzer (PASS/FAIL, ON/OFF switchable) and I/O output
 Zero-adjust function : For measurement probe impedance cancellation
 Zero-adjust range : 0 - 0.100Ω
 Memory function : Max. 20 settings (with save/load)

● General Specifications

Display : Fluorescent tube (digital display)
 Ambient conditions for use : 0 to +40°C (32 to 104°F), 30 to 90% RH (no condensation)
 Ambient conditions for storage : -10 to +50°C (14 to 122°F), 10 to 95% RH (no condensation)
 Ambient conditions for assured accuracy : 23°C ± 5°C (73°F ± 9°F)
 30 to 90% RH (no condensation)
 After 30-minute warmup period
 Suitable environments : Indoors, altitude up to 2000 m
 Power supply voltage range : 100 - 120 V/200 - 240 V AC (auto-switching)
 Power line frequency : 50 - 60 Hz
 Withstand voltage : 1.35 kV AC, 20 mA, 1 min., between power supply and chassis
 Maximum rated power : 350 VA (with optional equipment)
 Fuse : 250V T3. 15AL
 Compatible standards : 1. EMC : EN55011:1991+A1:1997+A2:1996
 Group1 CLASS A
 EN50082-1:1992
 2. Safety : EN61010-1:1993+A1:1995
 Contamination 2 Overvoltage category II
 (expected overvoltage category 2500 V)

Interfaces : 1. External I/O *
 Output signals: PASS /UP FAIL /LOW FAIL /TEST /READY open collector
 Input signals: START /STOP /External I/O ENABLE 5 - 24 V DC
 2. Front EXT connector *
 External START/STOP input contact signal
 * When external start/stop connector is used, START key is inactive
 3. RS-232C or GP-IB (option; one only)
 Remote control, measurement data output
 (When RMT indicator is on, operation keys are locked; only LOCAL, STOP, and external keys work)
 Dimensions : Approx. 320 (W) × 90 (H) × 263 (D)mm
 Approx. 12.60" (W) × 3.54" (H) × 10.35" (D)
 (Without protruding parts)
 Mass : Approx. 7 kg/246.9 oz (without options)
 Standard accessories : Power cord, spare fuse (integrated in inlet), shorting bar × 2 (current output - voltage sensing terminal)


3157-01 AC GROUNDING HI-TESTER

* For measurement, two 9296 or one each of 9296 and 9297 are required.

■ Options

9296 CURRENT PROBE

9297 CURRENT APPLY PROBE



* 9296/9297 use dual wiring up to the probe tip.

9518-02 GP-IB INTERFACE

9593-02 RS-232C INTERFACE

9442 PRINTER

1196 RECORDING PAPER (25m, 10 rolls)

9443-02 AC ADAPTER (for printer, EU)

9443-03 AC ADAPTER (for printer, America)

9446 CONNECTION CABLE (for printer)

9613 REMOTE CONTROL BOX (SINGLE)

9614 REMOTE CONTROL BOX (DUAL)



绿测科技有限公司

广州总部：广州市番禺区陈边村金欧大道83号江潮创意园A栋208室

深圳分公司：深圳市龙华区龙华街道 油松社区东环一路1号耀丰通工业园1-2栋2栋607

南宁分公司：广西自由贸易试验区南宁片区五象大道401号五象航洋城1号楼3519号

广州分公司：广州市南沙区凤凰大道89号中国铁建·凤凰广场B栋1201房

电话：020-2204 2442

传真：020-8067 2851

邮箱：Sales@greentest.com.cn

官网：www.greentest.com.cn



微信视频号



绿测科技订阅号



绿测工场服务号